


Pneumatic Seat Valve (PNV-IA Series)



Application:

- IDMC pneumatic seat valves are used in sanitary pipeline in dairy, food, beverages and pharmaceutical industry.
- It is generally used to isolate the flow as well as to divert the flow of product.

Features:

- A low cost and reliable product for continuous operation plants.
- Easy to operate and maintain.
- Diversion valve available with various orientations such as LL, LT, TL and TT types as shown in pictures below.
- Designed for direct welding to sanitary piping system.
- Designed for smooth passage of the product with minimum pressure drop across the valve.
- Hygienic design suitable for Cleaning-In-Place (CIP).
- Available for automatic operation with pneumatic actuator from SMS 25 up to SMS 101 sizes.
- The actuator can be equipped with IDMC control head for standard 24 V DC operation or ASi field-bus actuation.
- Control heads are available in two versions 'Economic' and 'Advance'.
- Valve control head LEDs indicate its working position from a distance.
- Available variants of valve body connections like Plain End and Weldable Union End.
- Actuators are double acting equipped with a spring.
- Available in normally closed (NC) and normally opened (NO) configuration.

Technical specifications:

- | | |
|---------------------------------|--|
| • Size | : SMS 25 up to SMS 101 (from pipe OD 1" up to 4" suitable for ASTM A270) |
| • Product wetted steel parts | : SS 316 L or SS 304 |
| • Other steel parts | : SS 304 |
| • Product contact Gaskets/Seals | : EPDM (suitable to US FDA 21 CFR 177.2600) |
| • Actuator Gasket/Seals | : NBR |
| • Maximum Product pressure | : Up to 10 bar with NC configuration |
| • Temperature range | : 2°C to 90°C |

Operation/working:

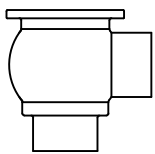
- The function of the ON / OFF valves is to shut-off the flow in the line.
- The function of flow divert valves is to change over in process liquid flow in pipe lines
- Operation of Pneumatic seat valve takes place by means of pneumatic actuator with air connections. The reset is done by spring force.
- Two different designs can be developed by making small changes in the actuator position as below
 - NC: Actuator Normally Closed.
 - NO: Actuator Normally Open.
- Valves can be operated by pneumatic actuator for all sizes SMS 25 up to SMS 101.
 - Pneumatic Actuator air pressure: 5 bar (minimum)
 - Pneumatic Actuator air pressure: 8 bar (maximum)

Standard dimensions:

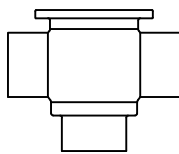
Valve Sizes	Dimensions in mm																
	OD	A1	A2	A3	A4	A5	A6	A7	A8	B1	B2	C	E	F1*	F2	G1*	G2
SMS 25	25.4	510	535.5	448	473.5	580	605.5	516	541.5	62	87.5	70	102	120	171	60	85.5
SMS 38	38.1	527	558.5	466	497.5	619	650.5	555	586.5	70	101.5	92	102	140	203	70	101.5
SMS 51	50.8	533	564.5	471	502.5	625	656.5	561	592.5	74	105.5	92	102	144	207	72	103.5
SMS 63	63.5	557	592.3	495	530.3	665	700.3	601	636.3	85	120.3	108	102	170	240.6	85	120.3
SMS 76	76.2	575	611.5	575	611.5	702	738.5	638	674.5	100	136.5	127	133	200	273	100	136.5
SMS 101	101.6	620	664.5	621	665.5	782	826.5	718	762.5	130	174.5	162	133	253	342	126.5	171

Note: * Dimensions "G1" and "F1" are for plain end connections.

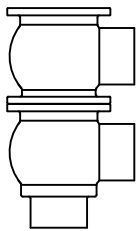
Available housing combinations:



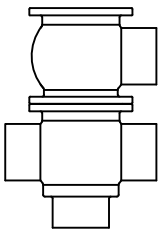
L TYPE



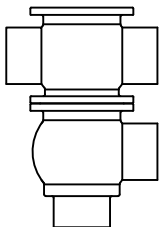
T TYPE



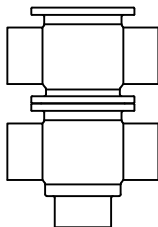
LL TYPE



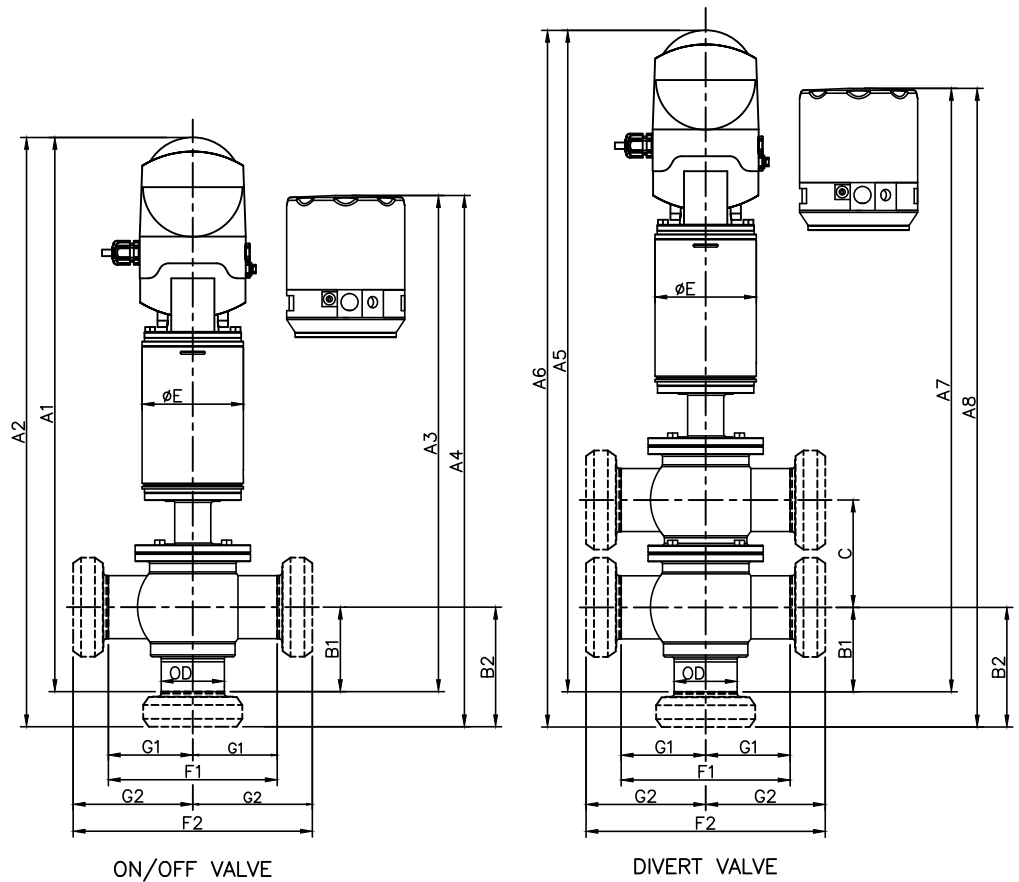
LT TYPE



TL TYPE



TT TYPE



ON/OFF VALVE

DIVERT VALVE



124-128, GIDC Estate, Vithal Udyognagar 388 121, Anand district, Gujarat, India, Ph: +91-2692-236375, 220100
 idmc@idmc.com www.idmc.com Toll free:1800-103-3567
 Gurugram: +91-124-4931370, Lucknow:+91-9451970174, Patna: +91-9934360635

Processing & packaging solutions to make food safe